



KIT CATALOGUE

english

mauriks
solutions



EDVAX DOOR ENTRY



2 DUE FILI PLUS



Due Fili Plus and IP video door entry system kit.

The many years of experience in the video door entry system field, concentrated into a kit. Ideal solutions that satisfy all installation needs and simplify installation work. **Self-configuring** or **pre-programmed** kits with Due Fili Plus or IP technology guarantee high performance in both residential and tertiary fields.



IP TECHNOLOGY.

A system based on IP technology that overcomes the limits of conventional video door entry systems: performance is enhanced, audio/video communication between indoor and outdoor units becomes multiple and contemporary, the number of users potentially infinite. All this is made completely simple, also through the use of existing LAN networks, without laying any specific wiring.



> Performance.



Scalability and great versatility.

The IP video door entry system was designed to respond in the simplest way to the needs of all kinds of buildings: from single homes to large residential complexes.



Simple and intuitive installation.

Self-configuring for the kit version or configurable via the Video Door IP Manager software on a PC for the simple and complex installations, all simplified by an autodiscovery function for Elvox IP video door entry devices. Installation is always quick and functional, supporting the needs of professionals.



Incomparable expansion.

With IP technology, the video door entry systems can be expanded to include a large number of users. Expansions are as easy as installations: quick and functional by using existing or shared dedicated LAN networks.



Total reliability.

The system data is replicated on the different devices, ensuring constant system operation. Everything is guaranteed to be controlled efficiently at all times, and in the event of a system failure service is restored in just a minute.



Full coverage.

Performance is enhanced, and the audio and video signal quality is guaranteed and protected, whatever the size of the building complex. For efficient, high-performance communication, 24-7.



Accessible anywhere via smartphone and tablet.

The Video-Door app can receive the video call, view the video surveillance cameras or open the door, directly from your smartphone or tablet, wherever you are.



2 DUE FILI PLUS

DUE FILI PLUS TECHNOLOGY.

Due Fili Plus is a rapid, flexible and precise technology used to create high-performing video and audio door entry communication systems in all types of building, whether new constructions or restructuring works, in the simplest possible way. Due Fili Plus technology ensures perfect connections between all the devices through which power, audio, video and data pass.

Performance. <

Up to 6400 indoor units.

With Due Fili Plus technology, you can make installations which handle up to a maximum of 484 outdoor units and up to 6,400 indoor units. With the expansion interface, you can expand the system, replicating several Due Fili Plus systems with up to 32 blocks and 128 reception video-switchboards.



Up to 1200 metres.

With Due Fili Plus technology you can create huge systems, with a distance between indoor and outdoor panels of up to 1200 metres, without losing any quality of the audio or video signal. The signal is carried along a single twisted-pair cable of small diameter.



Immediate programming.

And Due Fili Plus technology ensures really simple programming. Directly from the indoor panel, the installer can programme the device with the outdoor panel. After encoding the indoor panel, the system can also simulate an audio/video call from the outdoor panel, to immediately check that the installation has been done correctly.



A comprehensive range.

An extensive selection of video entryphones, entryphones and outdoor units for residential and service industry facilities. All products vary in dimensions, design, structure, type of system, functions and mounting. They all share the same superior structural quality, attention to design, easy installation and use.



Accessible anywhere via smartphone and tablet.

Combined with the Tab 7S, the Video-Door app can receive the video call, view the video surveillance cameras or open the door, directly from your smartphone or tablet, wherever you are.



Tab video and audio door entry units: the new dimensions of video entry system.



The video door entryphones Tab and the Tab jr. entryphone share the same philosophy: an ultra-slim shape, capacitive keyboard and an innovative design. Modern and elegant, Tab is easy to combine and simple to install. Its flexible and dynamic essential style allows it to satisfy every user's needs.

> Tab 7S and Tab 7

Inspired by the light weight and simple silhouette that distinguish all the models in the series, affording revolutionary functions teamed with stylish design. In addition to traditional video door entry functions, Tab 7S - thanks to the integrated Wi-Fi and Video Door App - allows call repetition on your smartphone, ensuring total control even when you are out and about. In short, this is a product with its sights set firmly on the future.



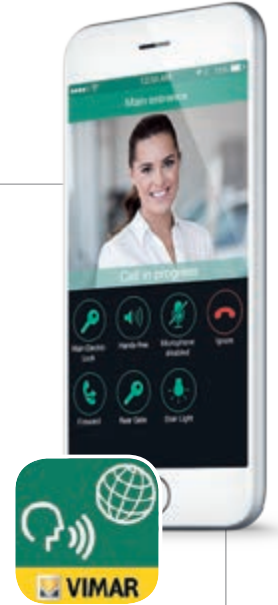
And everything under control, even away from home.

And since it is also a cloud-connected device, the Tab 7S offers innovative and practical remote management of numerous tasks, whether simply answering the front door or handling many other more complex functions. With a smartphone, in fact, it becomes possible to dialogue with all parts of the home, even far away, with numerous options for action available.



Video Door App, designed to make life easy for you.

- > Immediate configuration.
- > Intuitive and customizable interface.
- > Available on the Vimar website and from Apple and Google Play stores.



Answer the video entryphone.

When the door bell sounds, you can talk to whoever is standing outside from wherever you happen to be, using a smartphone or tablet.



Open the gate.

When you happen to be elsewhere, but need to let someone onto your property, you can open the gate from a smartphone or tablet. Problem solved.



Start the sprinklers.

When on holiday or simply out and about, a simple tap on your smartphone or tablet will ensure the garden gets exactly the amount of water it needs.



Check all cameras.

A smartphone or tablet gives you round-the-clock control over all spaces, and you can always see exactly what is going on.



Intercom calls.

With the Video Door App on a smartphone, audio calls can be made with the Tab 7S to enable an immediate and direct conversation with whoever is at home.

> Tab Free 4.3

The Tab series introduces a new hands-free video entryphone: Tab Free with 4.3" display. It allows you to communicate with the outside with full freedom offering a wide view of the world outside your home. A compact video entryphone with an elegant shape. The design is soft, the glass effect blends the corners in the smooth surface.



4.3" color display.

The world outside your home it appears more beautiful, thanks to the high-performance 4.3" color display.



Flat profile.

The profile of just 23 mm inspires the maximum lightness and the minimalism, distinguishing it from the other products of the series Tab.



Capacitive keyboard with backlighting.

The keys flush with the surface grant access to the primary video door entry functions: answering a call, opening the lock, self-start, ringtone mute, auxiliary service activation. Moreover, the answer call and open lock keys are easily recognisable even by the visually impaired.



Optical and acoustic signalling.

Crystal-clear sound and visual feedback confirm the activation of the functions, facilitating use for the visually impaired or hearing aid wearers too.



Accessibility.

Tab Free 4.3 is supplied with teleloop, a solution that also allows hearing aid wearers to use the system, and they have tactile aids to facilitate operation of the controls by persons with impaired vision.



Alert call.

One of the front buttons can be programmed as an alert call towards the reception.



Pan & Zoom function.

You can check the recording range of the outdoor station video camera which features the same function from the video entryphone.



Professional function.

Setting this function allows the lock to open automatically following a call from an outdoor station.

> Tab Free 3,5, Tab 4.3 and Tab jr.

Vimar video entryphones and entryphones will blend in with any living style. Simple lines and contents, for those seeking the basic essentials in both the styling of the shape and in the functions.



TAB 4.3

High definition in the home.



TAB FREE 3.5

Hands-free for total comfort.

TAB jr.

The compact solution.



Capacitive keypad and side controls.

With buttons and controls flush with the surface. No thickness, in line with the minimal design of the whole appliance. 8 functions, 4 basic and 4 programmable for intercom calls and auxiliary services. And for Tab Free 3.5, the user-friendly volume control on the side.



Colour display.

Visual performance enclosed in a 4.3" or 3.5" display showing outside images with perfect definition and colour.



Ringtones.

10 different set tunes: simply choose your favourite and set the volume to suit your needs and application contexts.



Hands-free.

Tab Free means communicating in full freedom and comfort, with no constraints. No cables, no handset.



Appearance.

Available in white: processed to obtain a special glass-effect for a look that blends in with every design interior.



Pixel series entrance panels: modern appeal that won't go unnoticed.



A timeless aluminium entrance panel, easy to blend in with its four different finishes. High protection rating against knocks, IK08, and atmospheric agents IP54.



Video camera with wide-angle lens.

The audio/video module has a video camera with a wide-angle lens and high-definition recording. A zoom function can also be set from the internal units, where multiple recording frames can also be browsed.

Echo Canceller and noise reduction.

Echo Canceller means you can have a natural, two-way conversation, automatically avoiding annoying audio feedback (Larsen effect). You will hear loud and clear thanks to the Noise Reduction function.



Functional design and ultra-thin thickness.

Small sizes that enhance forms, the panel can be installed on metal pillars, being just 100 mm wide and standing out from the wall by just 14 mm: Pixel is the ideal solution for confined spaces.

Visual call indicators.

A LED on the front indicates any current calls and active communication, if the door lock is opened or if there is no communication due to the line being busy.

Back-lit LED buttons.

The call buttons have LED backlighting with white LEDs for maximum readability of names. Backlighting and the intensity setting is controlled by the integrated dusk/dawn sensor.



> **One material, four different finishes.**

In aluminium with different finishes: grey, slate grey, white and anodised grey.

> **Flexible, modular development, from 1 to 84 push buttons.**

Pixel can organise different combinations according to need, starting from 1, 2 and 3 modules vertically and up to 3 rows horizontally, for a composition of 9 modules and reaching up to a maximum of 84 push buttons in two rows.



Series 1300/E and 1300 entrance panels: compact solutions.

2 DUEFILI PLUS

Soft, modern design with scratch-resistant finish and anodised aluminium cover plates. With 1 or 2 call buttons, for one-family and two-family systems. Designed for both flush mounting and surface mounting, they are fitted with high-efficiency LED backlighting that makes them visible even at night.

> New series 1300/E



Camera with wide-angle lens.

Designed for use in conjunction with the audio/video electronic unit 40135, with colour camera and wide-angle lens.

Back-lit push button panel.

LED name plate backlighting system with white light.



Hard-wearing.

Anodised aluminium cover plate. Name plates in knock-proof technopolymer, resistant to UV rays and aggressive solvents.

> 1300 series

Hard-wearing.

Extruded aluminium panel, 18/10 thick. Knock-proof technopolymer front mask with non-scratch In-mold decoration finish, resistant to UV rays and aggressive solvents.

Back-lit push button panel.

LED name plate backlighting system with green light.



Modular push buttons.

The entrance panel is supplied as standard with a second push button for the conversion from one- to two-family system.

General contents

Selection guide

from page 12

IP video entry system kit

from page 14



Due Fili Plus audio and audio/video entry system kit

from page 15



Sound System audio entry system kit

from page 20



CA call door entry system kit

from page 22






















Example of installation

from page 24














Audio/video kit - Guidelines

		Entrance panel		Pixel	1300/E	1300 (with 13K1)
				Flush mounting	Flush and surface mounting	Flush and surface mounting
						
		Internal unit				
	Video		1-family			
			2-family	See page 14		
	Video		1-family			
			2-family	See page 15		
			1-family			
			2-family	See page 15		
			1-family			
			2-family	See page 16		
			1-family			
			1-family			
			2-family			See page 17

* The flush mounting box is already included in the packaging.

Audio kit - Guidelines

		Entrance panel		1300 (with 13K1)		8100	
				Flush and surface mounting		Flush mounting	
				Internal unit			
	Audio	 Tab jr. 7509	1-family	 7509/M *			
			2-family	See page 18			
		 Petarca 6209/P	1-family	 6209P/M *			
			2-family	See page 18			
		 6901	1-family	 6901/M *			
			2-family	See page 18			
		 8879	1-family			 K8879.01	
			Two-family			 K8879.02	

* The flush mounting box is already included in the packaging.

Audio and audio/video kit - IP

1-family video entry system kit



K40607.01

Kit comprises:

- 1 hands-free video door entryphone Tab 7S IP Wi-Fi (40607), white with integrated Wi-Fi for the remote control of the call on smartphone;
- 1 audio/video colour wide-angle electronic unit (41006.1);
- 1 1-module Pixel entrance plate, grey (41131.01), composed of audio/video front module (41105.01), with 1 call button (41110) and flush mounting box (9191)

App **Video Door** available on Vimar site and Apple and Google Play store



Additional components to extend K40607.01 kit up to 4-family

Type	Video kit K40607.01	Tab 7S IP 40607	Pixel single axial button 41110	Pixel single rocker button 41111
Two-family	1	1	1	-
Three-family	1	2	-	1
Four-family	1	3	-	2

Audio and audio/video kit - Due Fili Plus

1-family video entry system kit



K40507G.01

Kit comprises:

- 1 Tab 7S hands-free video door entryphone (Tab 7S 40507), white with integrated Wi-Fi for the remote control of the call on smartphone;
- 1 audio/video colour wide-angle electronic unit (41005);
- 1 1-module Pixel entrance plate, grey (41131.01), composed of audio/video front module (41105.01), with 1 call button (41110) and flush mounting box (9191);
- 1 power supply unit (6922.1)



K40505G.01






Kit comprises:

- 1 Tab 7 hands-free video door entryphone (Tab 7 40505), white;
- 1 audio/video colour wide-angle electronic unit (41005);
- 1 1-module Pixel entrance plate, grey (41131.01), composed of audio/video front module (41105.01), with 1 call button (41110) and flush mounting box (9191);
- 1 power supply unit (6922.1)






App **Video Door** available on Vimar site and Apple and Google Play store



Additional components to extend K40507G.01 kit up to 4-family

Type	Video kit K40507G.01	Tab 7S 40507	Pixel single axial button 41110	Pixel single rocker button 41111	Video distributor for star connection 692D (see diagram page 26)
					
Two-family	1	1*	1	-	1 (optional)
Three-family	1	2*	-	1	1 (optional)
Four-family	1	3*	-	2	1 (optional)

Additional components to extend K40505G.01 kit up to 4-family

Type	Video kit K40505G.01	Tab 7 40505	Pixel single axial button 41110	Pixel single rocker button 41111	Video distributor for star connection 692D (see diagram page 26)
					
Two-family	1	1*	1	-	1 (optional)
Three-family	1	2*	-	1	1 (optional)
Four-family	1	3*	-	2	1 (optional)

* If further video entryphones are added to the kit, it is necessary to program them with the identification code.

Audio and audio/video kit - Due Fili Plus

1-family video entry system kit








K7559G.01

Kit comprises:

- 1 Tab Free 4.3 hands-free video entryphone with 4.3" LCD monitor (Tab Free 4.3 7559);
- 1 audio/video colour wide-angle electronic unit (41005);
- 1 1-module Pixel entrance plate, grey (41131.01), composed of audio/video front module (41105.01), with 1 call button (41110) and flush mounting box (9191);
- 1 power supply unit (6922.1)

Additional components to extend K7559G.01 kit up to 4-family

Type	Video kit K7559G.01	Tab Free 4.3 7559	Pixel single axial button 41110	Pixel single rocker button 41111	Video distributor for star connection 692D (see diagram page 26)
					
Two-family	1	1 *	1	-	1 (optional)
Three-family	1	2 *	-	1	1 (optional)
Four-family	1	3 *	-	2	1 (optional)

* If further video entryphones are added to the kit, it is necessary to program them with the identification code.

Audio and audio/video kit - Due Fili Plus

1-family video entry system kit



▲ K40507/E

Kit comprises:

- 1 Tab 7S hands-free video door entryphone (Tab 7S 40507), white with integrated Wi-Fi for the remote control of the call on smartphone;
- 1 audio/video colour wide-angle electronic unit (40135);
- 1 1300/E series anodized aluminium entrance panel (40151) with surface and flush mounting boxes;
- 1 power supply unit (6922.1)



▲ 7559/E

Kit comprises:

- 1 Tab Free 4.3 hands-free video entryphone with 4.3" LCD monitor (Tab Free 4.3 7559);
- 1 audio/video colour wide-angle electronic unit (40135);
- 1 1300/E series anodized aluminium entrance panel (40151) with surface and flush mounting boxes;
- 1 power supply unit (6922.1)



▲ 7539/E

Kit comprises:

- 1 Tab Free 3.5 hands-free video entryphone with 3.5" LCD monitor (Tab Free 3.5 7539);
- 1 audio/video colour wide-angle electronic unit (40135);
- 1 1300/E series anodized aluminium entrance panel (40151) with surface and flush mounting boxes;
- 1 power supply unit (6922.1)

App **Video Door** available on Vimar site and Apple and Google Play store







7549/M

Kit comprises:

- 1 Tab 4.3 video entryphone with handset and 4.3" LCD monitor (7549);
- 1 audio/video electronic unit (13F2);
- 1 1300 series anodized and electro polished aluminium entrance panel (13K1) with surface and flush (91K1) mounting boxes and 2nd additional button (R131);
- 1 power supply unit (6922.1)

Additional components to extend 7549/M kit up to two-family

Type	Video kit 7549/M	Tab 4.3 7549	Additional button R131 (already included in the kit)	Video distributor for star connection 692D (see diagram page 26)
				
Two-family	1	1 *	-	1 (optional)

* If further video entryphones are added to the kit, it is necessary to program them with the identification code.

Audio and audio/video kit - Due Fili Plus

1-family audio entry system kit



Pre-programmed kit

7509/M

Kit comprises:

- 1 Tab interphone (Tab jr. 7509);
- 1 audio electronic unit (13F1);
- 1 1300 series anodized and electro polished aluminium entrance panel (13K1) with surface and flush (91K1) mounting boxes and 2nd additional button (R131);
- 1 power supply unit (40101)



Pre-programmed kit

6209P/M

Kit comprises:

- 1 Petrarca interphone (6209/P);
- 1 audio electronic unit (13F1);
- 1 1300 series anodized and electro polished aluminium entrance panel (13K1) with surface and flush (91K1) mounting boxes and 2nd additional button (R131);
- 1 power supply unit (40101)



Pre-programmed kit

6901/M

Kit comprises:

- 1 Hands-free interphone (6901);
- 1 audio electronic unit (13F1);
- 1 1300 series anodized and electro polished aluminium entrance panel (13K1) with surface and flush (91K1) mounting boxes and 2nd additional button (R131);
- 1 power supply unit (40101)

Additional components to extend 7509/M kit up to 2-family

Type	Audio kit 7509/M	Tab jr. 7509	Additional button R131 (already included in the kit)
Two-family	1	1*	-

Additional components to extend 6209P/M kit up to 2-family

Type	Audio kit 6209P/M	Petrarca 6209/P	Additional button R131 (already included in the kit)
Two-family	1	1*	-

Additional components to extend 6901/M kit up to 2-family

Type	Audio kit 6901/M	6901	Additional button R131 (already included in the kit)
Two-family	1	1*	-

* If further entryphones are added to the kit, it is necessary to program them with the identification code.

Audio and audio/video kit - Due Fili Plus

1- and 2-family door entry system kit



K8879.01

Kit comprises:

- 1 interphone (8879.1);
- 1 audio electronic unit (6932);
- 1 1-button surface mounting 8100 series entrance panel (8101/19);
- 1 power supply unit (40101)



K8879.02

Kit comprises:

- 2 interphones (8879.1);
- 1 audio electronic unit (6932);
- 1 2-button surface mounting 8100 series entrance panel (8102/19);
- 1 power supply unit (40101)



Audio kit - Sound System

1- and multi-family door entry system kit (electronic call)

Type	Call		Article	Description
	No. buttons into kit	No. wires		
<p>1-family</p>	1	4+n wires	<p>K62K0.01</p>	Kit with Petrarca (62K0) entryphone, 8100 (8101/19) entrance panel and (930G) electronic unit
		2 polarised wires	<p>884G</p>	Kit with 8870 series (8874) entryphone, 8000 (88T1) entrance panel and (930B) electronic unit. Available also in 110 V art. 884G/110
			<p>884G/S</p>	Kit with 8870 series (8874) entryphone, 8000 (8911) entrance panel and (930B) electronic unit
		4+n wires	<p>88AG</p>	Kit with 8870 series (8875) entryphone, 8000 (8911) entrance panel and (930A) electronic unit
<p>2-family</p>	2	4+n wires	<p>K62K0.02</p>	Kit with 2 Petrarca (62K0) entryphones, 8100 (8102/19) entrance panel and (930G) electronic unit
			<p>88BG</p>	Kit with 2 8870 series (8875) entryphones, 8000 (891D) entrance panel and (930A) electronic unit
<p>Building</p>	3	4+n wires	<p>K62K0.03</p>	Kit with 3 Petrarca (62K0) entryphones, 8100 (8103/19) entrance panel and (930G) electronic unit
	4		<p>K62K0.04</p>	Kit with 4 Petrarca (62K0) entryphones, 8100 (8104/19) entrance panel and (930G) electronic unit

⁽ⁿ⁾ Number of calls.

(1) Add 9311 (1-module surface mounting box, light grey) + 9211 (1-module frame, light grey), not supplied.

(2) Add 9211 (1-module frame, light grey), not supplied.



Audio kit - Sound System







	Inner units		Outer units				Supply unit
	Entryphone	Entrance plate	Audio electronic unit	Surface	Flush	Rainproof cover	
		930G	✓		Supplied	40102	
		930B	✓		Supplied	M832	
		930B	Optional (1)	✓	Optional (2)	M832	
		930A	Optional (1)	✓	Optional (2)	0931	
		930G	✓		Supplied	40102	
		891D	Optional (3)	✓	Optional (4)	0931	
		930G	✓		Supplied	40102	
		930G	✓		Supplied	40102	

(3) Add 931K (surface mounting box for 891D entrance panel, light grey) + 921K (frame for 891D entrance panel, light grey), not supplied.

(4) Add 921K (frame for 891D entrance panel, light grey), not supplied.

Audio kit - CA call system









1- and multi-family door entry system kit (ca call system)

Type	Call		Article	Description
	No. buttons into kit	No. wires		
 1-family	1	4+n wires	 885G	Kit with 8870 entryphone, 8000 (88TS) entrance panel and (930C) electronic unit. Available also in 240 V art. 885G/240
			 885G/S	Kit with 8870 entryphone, 8000 (8911) entrance panel and (930C) electronic unit. Available also in 240 V art. 885G/S.240
 2-family	2	4+n wires	 885E	Kit with 2 8870 entryphones, 8000 (88TD) entrance panel and (930C) electronic unit. Available also in 240 V art. 885E/240
			 885E/S	Kit with 2 8870 entryphones, 8000 (8912) entrance panel and (930C) electronic unit

(n) Number of calls.

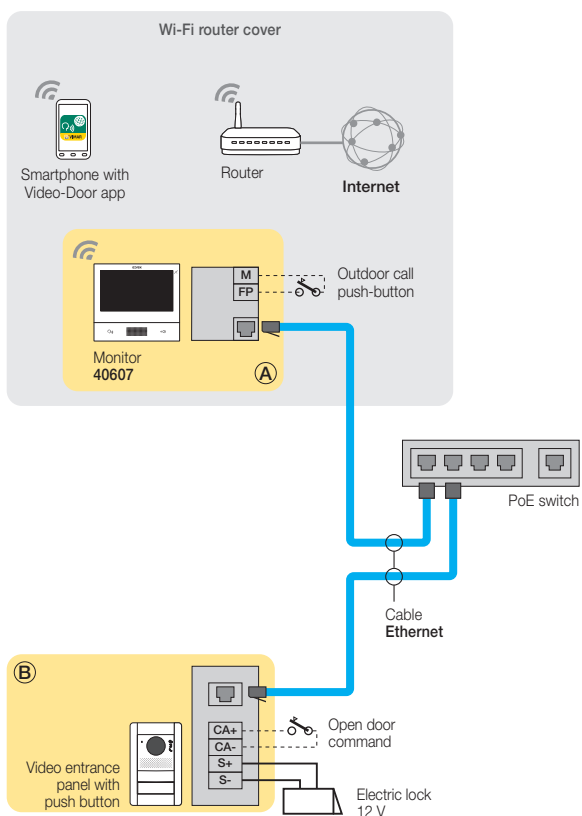
(1) Add 9311 (1-module surface mounting box, light grey) + 9211 (1-module frame, light grey), not supplied.

(2) Add 9211 (1-module frame, light grey), not supplied.

	Inner units		Outer units				Supply unit
	Entryphone	Entrance plate	Audio electronic unit	Surface	Flush	Rainproof cover	
			930C	✓		Supplied	M832
			930C	Optional (1)	✓	Optional (2)	M832
			930C	✓		Supplied	M832
			930C	Optional (1)	✓	Optional (2)	M832

Installations examples - IP

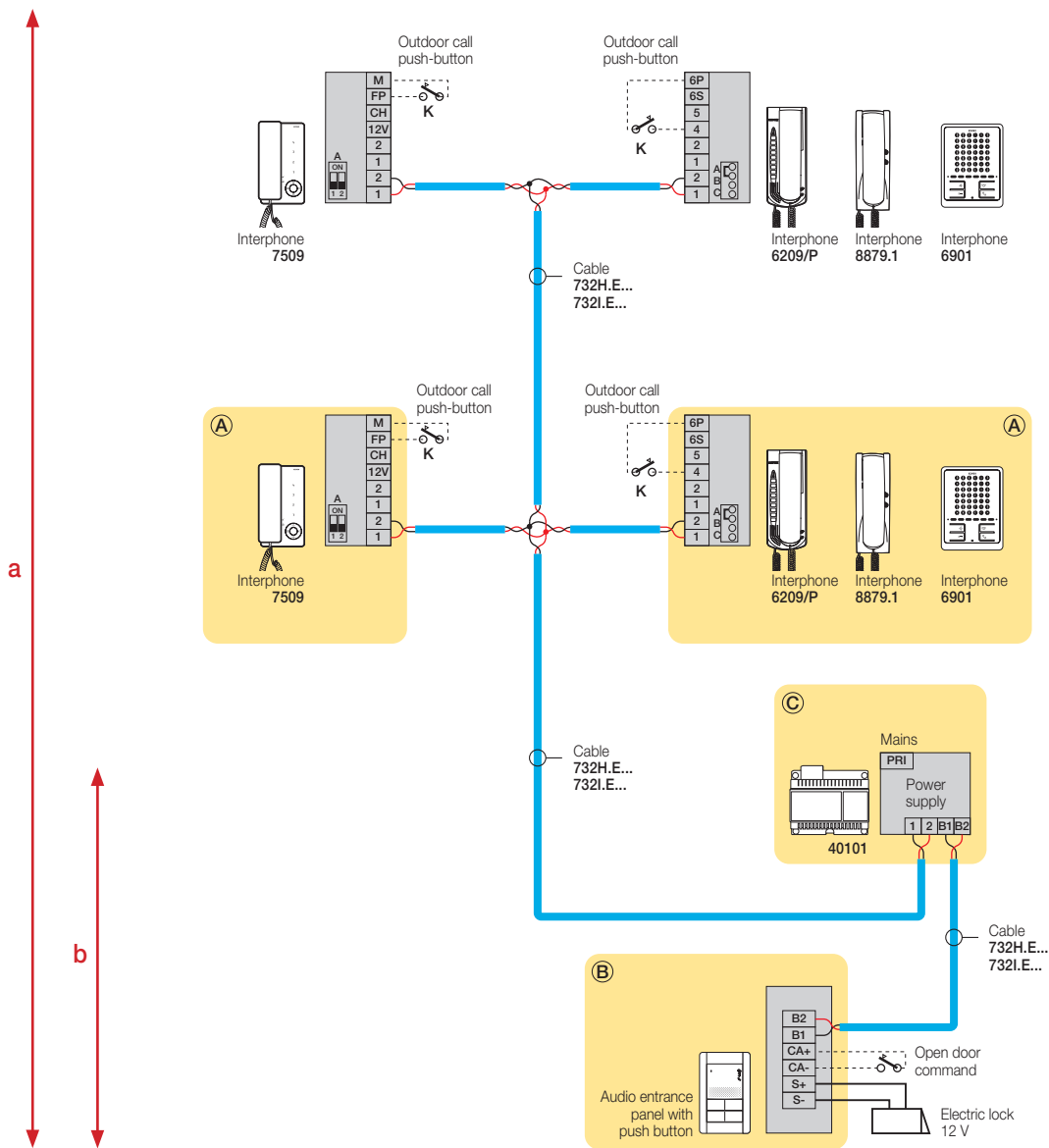
Video door entry system



Kit content		
Kit	A	B
	Monitor	Video entrance panel
K40607.01	40607	41006.1+41131.01+ 41105.01+41110+9191

Minimum conductor section (mm²)	
Electric lock	1,5 mm²
Other	1 mm²

Audio door entry system



Kit content			
Kit	A	B	C
7509/M	7509	Audio entrance panel	Power supply
6209P/M	6209/P	13F1+13K1	40101
6901/M	6901		
K8879.01	8879.1	6932+8101/19	
K8879.02	8879.1+8879.1	6932+8102/19	

Type of cable	Max distance a	Max distance b	Max cable run
732I.E... or 732H.E...	850 m	250 m	2000 m
Cat.5 or Cat.6	700 m	200 m	2000 m
Telephone twisted pair	120 m	40 m	2000 m
Simple > 0,2 mm ²	50 m		100 m

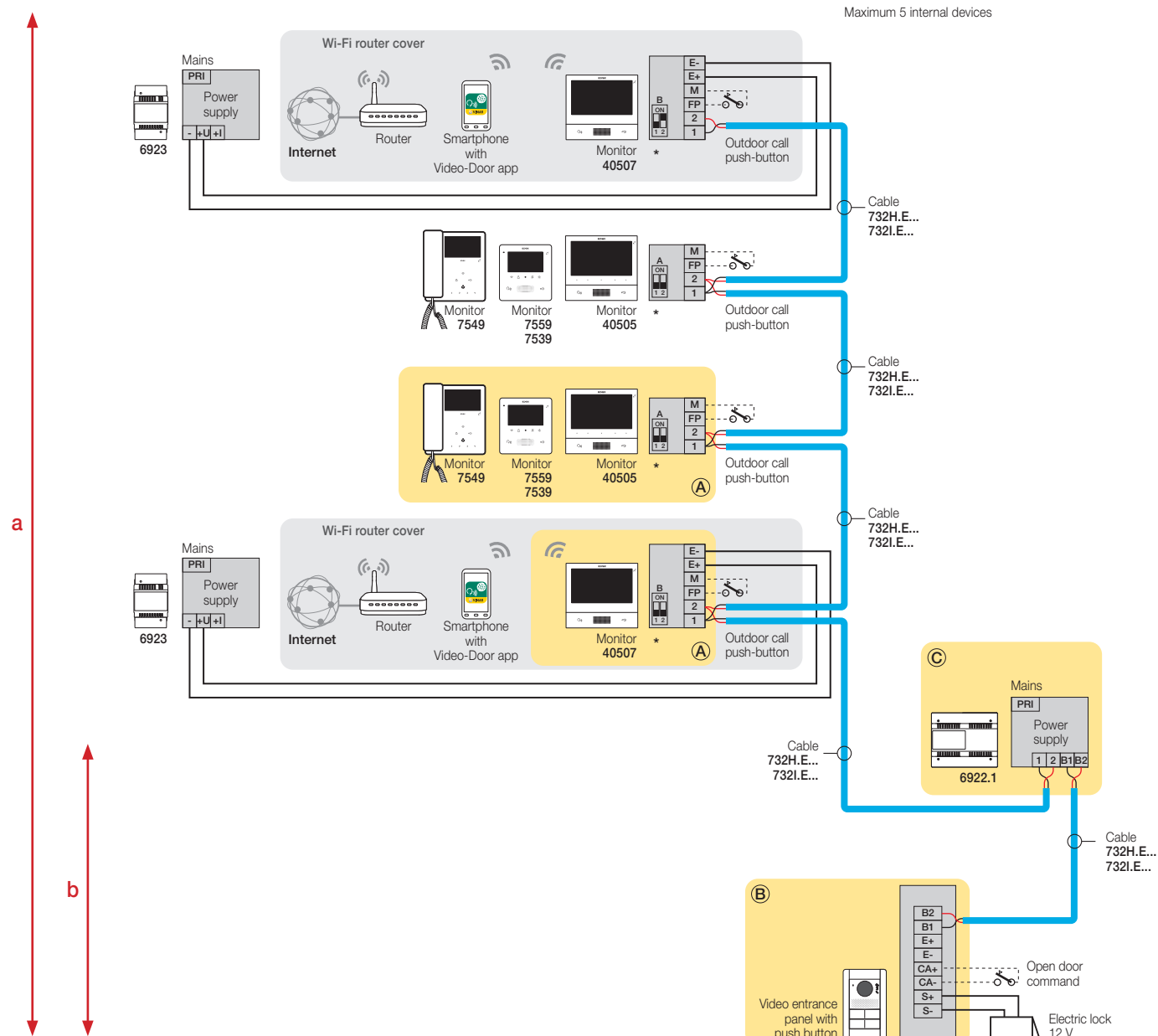
Table related to diagram with individually activated internal units.
 a - Max distance between the farthest external and internal unit.
 b - Max distance between the entrance panel and the power supply.

Minimum conductor section (mm ²)	
Electric lock	1,5 mm ²
Other: -, +U, +I (β)	1 mm ²

(β) the 6923 additional power supply must be installed as close as possible to the device to which is connected.

Installations examples - Due Fili Plus

Video door entry system - Example of in-out connection (as an alternative of connection with video distributor)



Kit content			
Kit	A	B	C
	Monitor	Video entrance panel	Power supply
K40507G.01	40507	41005+41131.01+ 41105.01+41110+9191	6922.1
K40507G.01	40505		
K7559G.01	7559		
K40507/E	40507	40135+40151	6922.1
7559/E	7559		
7539/E	7539		
7549/M	7549	13F2+13K1	

*** BUS TERMINALS**

This note applies to all devices with "BUS termination connector or dip-switch", which is identified by the screen-printed letters "ABC" and marked on the wiring diagrams with "A", "B" and "C".

For correct adaptation of the line, make the setting according to the following rule:

- Maintain position "A" if the BUS enters and exits from the device;
- Move to position "B" (if Elvox cable) or to position "C" (if CAT5 twisted pair cable) if the BUS line terminates in the device itself.

"A" = No termination
 "B" = Termination 100 Ohm
 "C" = Termination 50 Ohm

Installations with passive distributor 692D
 ALWAYS use output 1 on distributor type 692D (the only one that has no termination jumper).
 For termination of type 692D:
 - If outputs "OUT", "2", "3" or "4" are not used, KEEP the jumper on the "TOUT", "T2", "T3" or "T4" connector.
 - The default "TOUT" connector is in the "100" position (Elvox cable), position it to "50" only if using a CAT5 twisted pair cable.

Minimum conductor section (mm ²)	
Electric lock	1,5 mm ²
Other: -, +U, +I (β)	1 mm ²

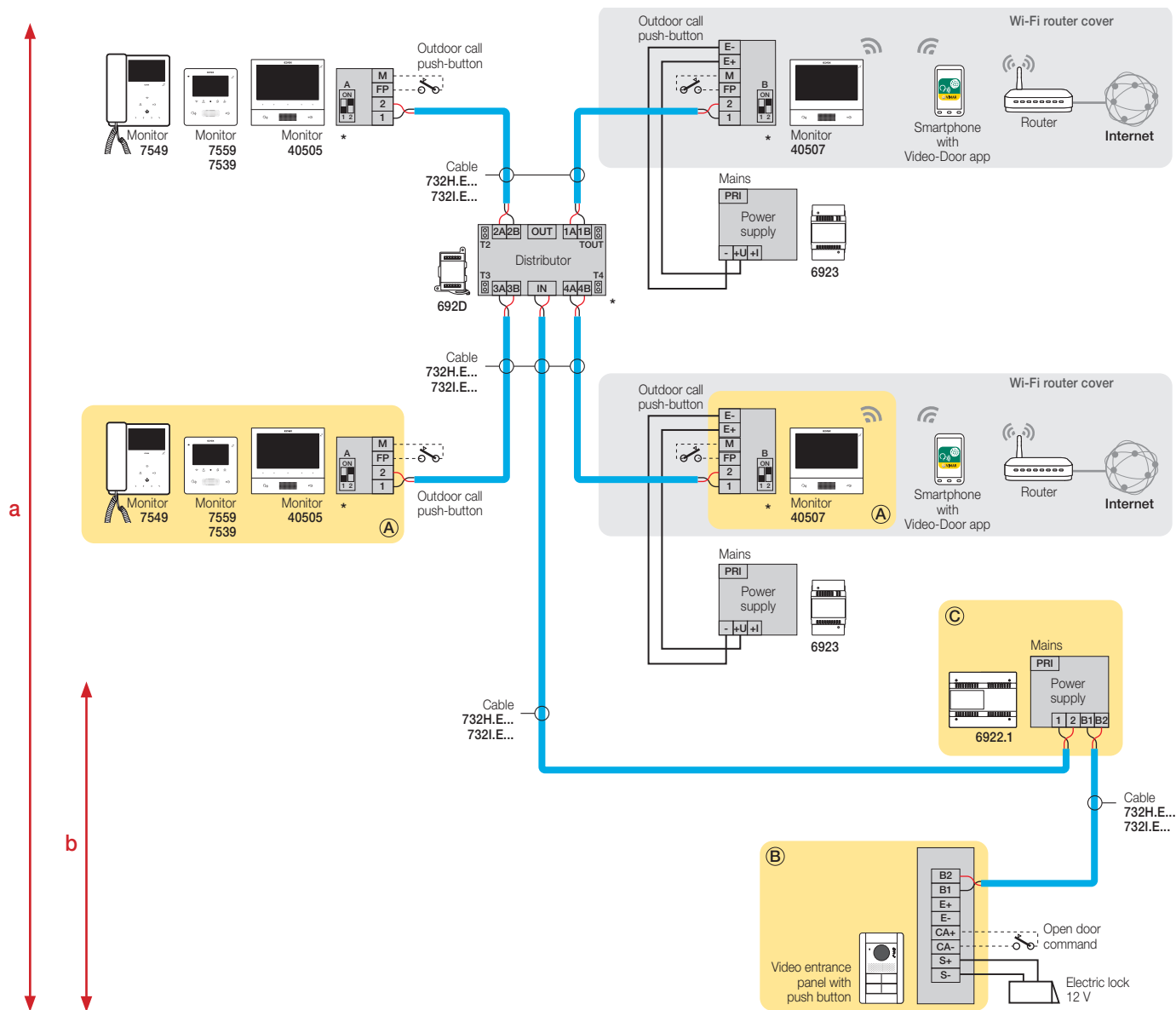
(β) the 6923 additional power supply must be installed as close as possible to the device to which is connected.

Type of cable	Max distance a	Max distance b	Max cable run
732I.E... or 732H.E...	700 m	250 m	2000 m
Cat.5 or Cat.6	570 m	200 m	2000 m
Telephone twisted pair	120 m	40 m	2000 m
Simple > 0,2 mm ²	50 m		100 m

a - Max distance between the farrest external and internal unit.
 b - Max distance between the entrance panel and the power supply.

Installations examples - Due Fili Plus

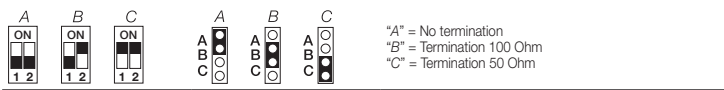
Video door entry system - Example of connection with video distributor (as an alternative to in out connection)



Kit content			
Kit	A	B	C
K40507G.01	40507	Video entrance panel	Power supply
K40507G.01	40505	41005+41131.01+ 41105.01+41110+9191	6922.1
K7559G.01	7559		
K40507/E	40507		
7559/E	7559		
7539/E	7539	40135+40151	
7549/M	7549	13F2+13K1	

* BUS TERMINALS

This note applies to all devices with "BUS termination connector or dip-switch", which is identified by the screen-printed letters "ABC" and marked on the wiring diagrams with ".
 For correct adaptation of the line, make the setting according to the following rule:
 - Maintain position "A" if the BUS enters and exits from the device;
 - Move to position "B" (if Elvox cable) or to position "C" (if CAT5 twisted pair cable) if the BUS line terminates in the device itself.



Installations with passive distributor 692D
 ALWAYS use output 1 on distributor type 692D (the only one that has no termination jumper).
 For termination of type 692D:
 - If outputs "OUT", "2", "3" or "4" are not used, KEEP the jumper on the "TOUT", "T2", "T3" or "T4" connector.
 - The default "TOUT" connector is in the "100" position (Elvox cable), position it to "50" only if using a CAT5 twisted pair cable.

Minimum conductor section (mm ²)	
Electric lock	1,5 mm ²
Other: -, +U, +I (β)	1 mm ²

(β) the 6923 additional power supply must be installed as close as possible to the device to which is connected.

Type of cable	Max distance a	Max distance b	Max cable run
732I.E... or 732H.E...	320 m	250 m	2000 m
Cat.5 or Cat.6	250 m	200 m	2000 m
Telephone twisted pair	100 m	40 m	2000 m
Simple > 0,2 mm ²	50 m		100 m

Table related to diagram configured with 1 external unit, 4 individually activated internal units, power supply and video distributor.
 a - Max distance between the farrest external and internal unit.
 b - Max distance between the entrance panel and the power supply.

mauriks
solutions



Viale Vicenza, 14
36063 Marostica VI - Italy
Tel. +39 0424 488 600
Fax +39 0424 488 709
www.vimar.com